





Hospital Participation

| | 1998 | 1999 | 2000 | 2001 | 2002 | 2003 | 2004 | 2005 | 2006 | 2007 | 2008 | Total fractures 1998-2008 |
|--|------|------|------|------|------|------|------|------|------|------|------|------------------------------|
| Royal Infirmary of Edinburgh | | | | | | | | | | | 973 | 9188 |
| Borders General Hospital | | | | | | | | | | | 152 | 1526 |
| St. John's Hospital | | | | | | | | | | | | 0 |
| Dumfries & Galloway Royal Infirmary | | | | | | | | | | | 199 | 662 |
| Queen Margaret Hospital, Dunfermline | | | | | | | | | | | 376 | 2602 |
| Stirling Royal Infirmary | | | | | | | | | | | 381 | 1689 |
| Ninewells Hospital | | | | | | | | | | | 498 | 4300 |
| Aberdeen Royal Infirmary | | | | | | | | | | | 504 | 3402 |
| Falkirk & District Royal Infirmary | | | | | | | | | | | | 1056 |
| Hairmyres Hospital | | | | | | | | | | | 215 | 1920 |
| Glasgow Royal Infirmary | | | | | | | | | | | 344 | 1205 |
| Wishaw Hospital | | | | | | | | | | | 264 | 2514 |
| Dr Gray's Hospital, Elgin | | | | | | | | | | | 154 | 1279 |
| Western Infirmary, Glasgow | | | | | | | | | | | 363 | 1116 |
| Crosshouse Hospital | | | | | | | | | | | 263 | 1447 |
| Raigmore Hospital | | | | | | | | | | | 304 | 2860 |
| Royal Alexandra Hospital, Paisley | | | | | | | | | | | 422 | 3836 |
| Inverclyde Hospital | | | | | | | | | | | 194 | 1787 |
| Monklands and District Royal Infirmary | | | | | | | | | | | 220 | 1456 |
| Perth Royal Infirmary | | | | | | | | | | | 199 | 1498 |
| Victoria Infirmary, Glasgow | | | | | | | | | | | 254 | 720 |
| Ayr Hospital | | | | | | | | | | | 217 | 585 |
| Southern General Hospital, Glasgow | | | | | | | | | | | 162 | 503 |
| Total | 1697 | 2790 | 3410 | 3803 | 3983 | 4047 | 5832 | 4917 | 3646 | 6368 | 6658 | 47151 |

Total Hip Fractures on database 1998 to 2008 = 47151

| | | |
|-------------|---|--|
| Key: |  | All patients audited throughout year |
| |  | Data collection for at least 50% of year, but not complete |
| |  | Data collection, but less than 50% of year |
| |  | SHFA audit conducted but data not standardised or validated for inclusion in the main database |

2006: Centres were not required to collect data during January-March to allow scoping for sprint audit